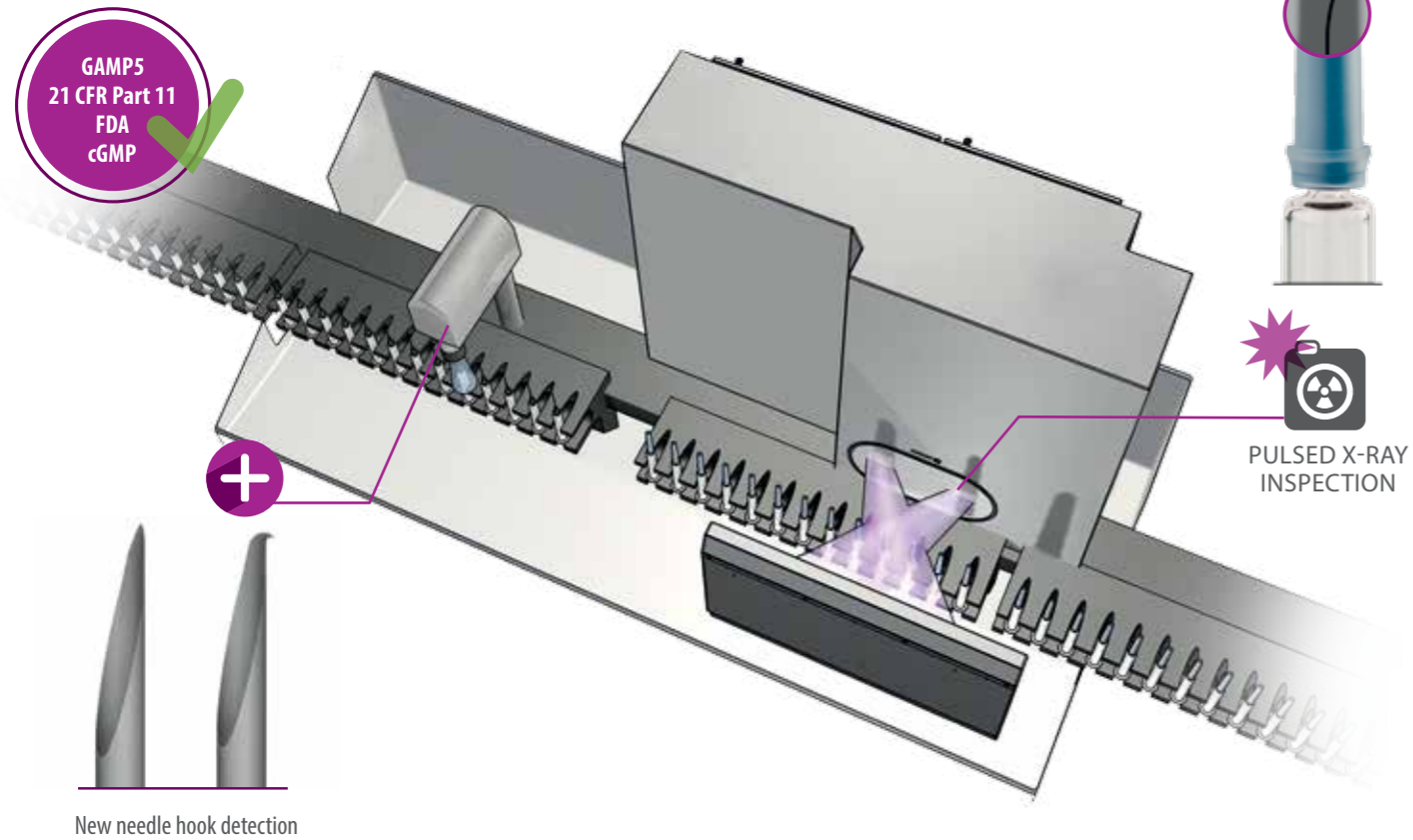




*HEUFT Syringer*

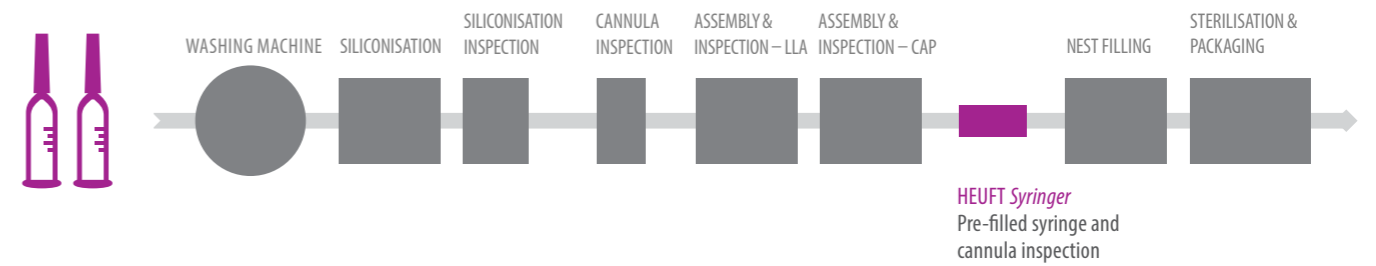
**HEUFT Syringer**  
with extended functionality



**A gapless pre-fillable syringe examination!**

The further developed HEUFT *Syringer* already detects pre-fillable syringes with safety, functional and quality defects during the packaging process with unique pulsed X-rays and the now newly available smart additional optics! The compact detection unit can be easily integrated directly into corresponding machines and lines.

A powerful optical add-on module can now also be incorporated in order to identify micrometer-sized deformations on the tip of the cannula reliably before the protective cover is applied. Thus even the smallest needle hooks become visible due to an in-house developed top-down colour sensor camera with directly integrated image processing and adaptive LED lighting.



**FULL PHARMACEUTICAL SAFETY**  
FROM START TO FINISH

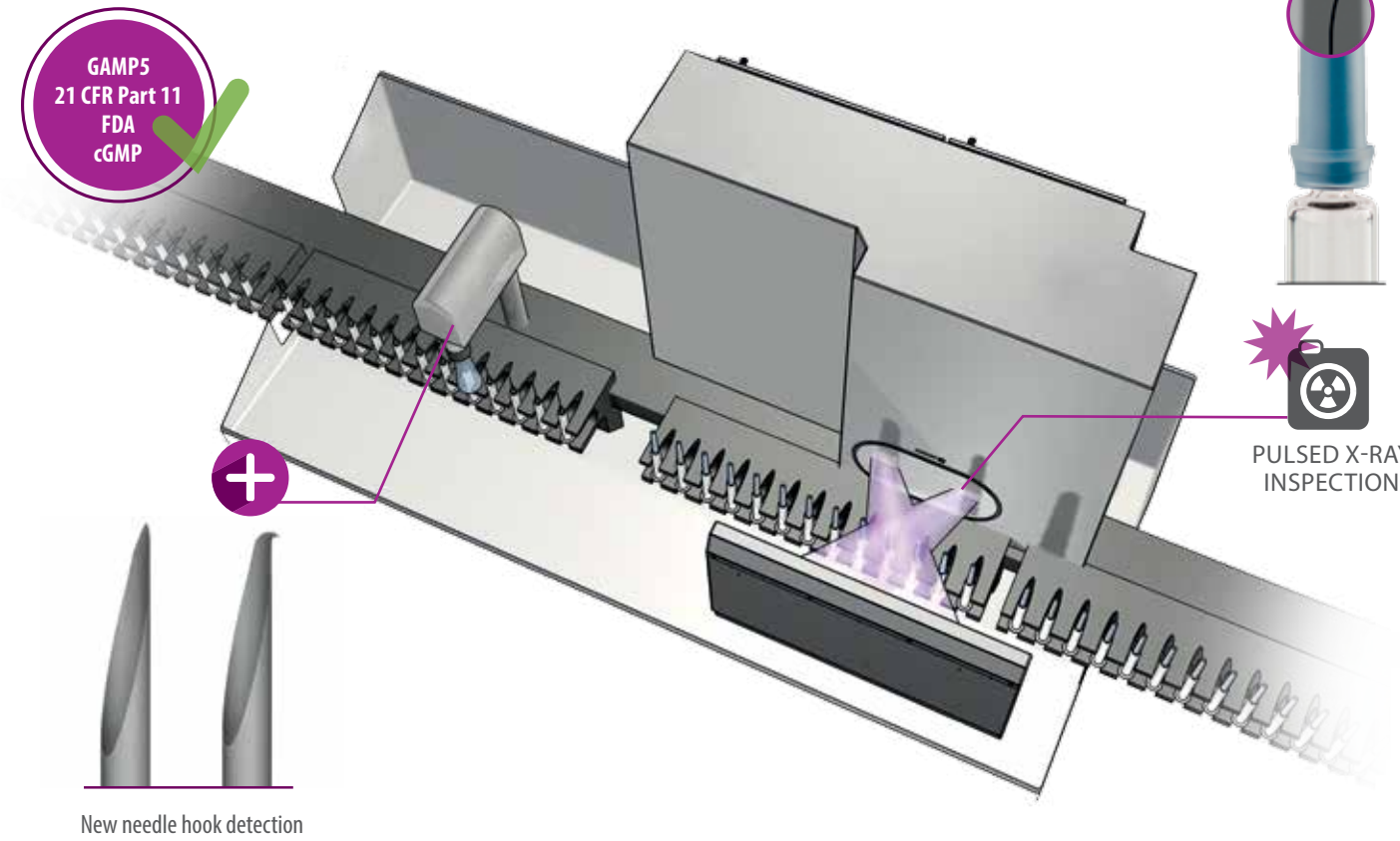
Safeguarding the integrity, quality and functionality of pre-filled syringes right from the start: the further developed HEUFT *Syringer* can be integrated into the packaging process easily for this purpose. The new add-on module carries out the optical inspection of the cannulas as an option in order to find minimal shape deviations even before the protective covers are applied.

For example pierced caps or bent hypodermic needles and other defects are then detected with pulsed X-rays available exclusively from HEUFT. Furthermore faulty sealing elements, which cannot be found from the outside, as well as canted tamper evident closures are identified reliably and carefully.



Discover more

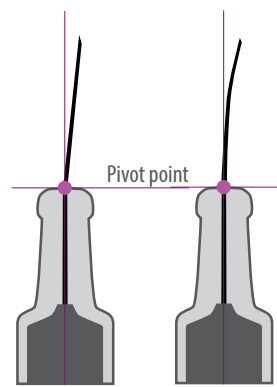
### HEUFT Syringer with extended functionality



### A gapless pre-fillable syringe examination!

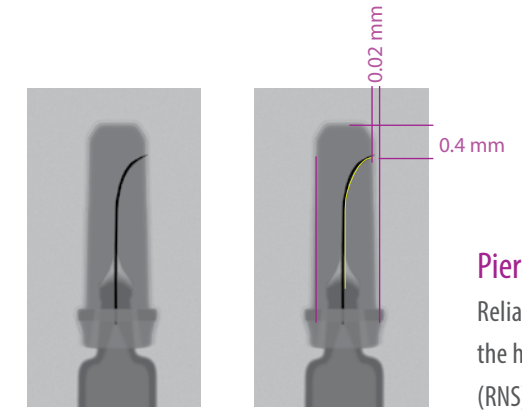
The further developed HEUFT Syringer already detects pre-fillable syringes with safety, functional and quality defects during the packaging process with unique pulsed X-rays and the now newly available smart additional optics! The compact detection unit can be easily integrated directly into corresponding machines and lines.

A powerful optical add-on module can now also be incorporated in order to identify micrometer-sized deformations on the tip of the cannula reliably before the protective cover is applied. Thus even the smallest needle hooks become visible due to an in-house developed top-down colour sensor camera with directly integrated image processing and adaptive LED lighting.



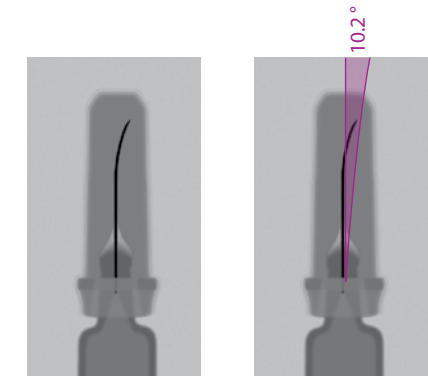
### Pre-fillable syringe inspection

- cannula inspection
- SNS- and RNS inspection
- luer lock cap inspection
- and much more!



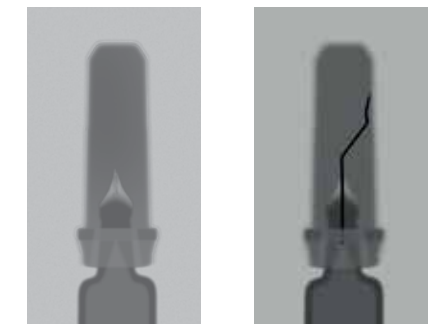
### Pierce detection

Reliable detection of the protective covers of pre-fillable syringes pierced by the hypodermic needle such as soft needle shields (SNS) and rigid needle shields (RNS) or other individual caps with spring elements and other metal components.




### Cannula angle detection

Reliable examination of the deviation of the cannula alignment from the specified angle. Precise fault identification even in the case of protective covers which are not pierced.



### Presence and deformation detection

Clear identification of pre-fillable syringes without or with severely deformed, no longer functional hypodermic needles under the protective covers.



### Luer lock connection and tamper evident closure inspection

Precise examination of the presence, completeness, functionality and integrity of luer lock screw adapters / tamper evident closures of disposable syringes.

# VISIT US IN OUR CUSTOMER CENTER



## SHOWROOM

Experience the complete range of HEUFT solutions in action: our arena with almost 1,000 square metres of exhibition space provides you with the perfect conditions to convince yourself of the superior performance of our inspection and quality assurance systems – even with live tests using products from your own portfolio upon request.

[Visit@heuft.com](mailto:Visit@heuft.com)

+49 2636 56 0



## TRAINING

The right know-how for reliable operation: experienced experts will provide you with all the knowledge you need in order to safeguard the functionality and availability of your HEUFT system sustainably in the HEUFT Training Center – not only theoretically but also directly at the device!

[Training@heuft.com](mailto:Training@heuft.com)

+49 2636 56 2671



## SERVICE

The nerve centre for a proactive customer service: our service control centre coordinates all the services on your premises from online remote maintenance with the HEUFT *TeleService*, the HEUFT *PhoneService* up to HEUFT *DirectService* visits – for a worldwide 24/7 support.

[Technical.Desk@heuft.com](mailto:Technical.Desk@heuft.com)

+49 2636 56 278



## CONFERENCES

From seminar room to auditorium for 199 guests: we are pleased to make our premises containing state-of-the-art multimedia equipment available to customers and partners for meetings and events – including a tour of the premises, specialist lectures and practical presentations!

[Welcome@heuft.com](mailto>Welcome@heuft.com)

+49 2636 56 0



# HEUFT SYSTEMTECHNIK GMBH

Am Wind 1 · 56659 Burgbrohl · Germany · [heuft.com](http://heuft.com) · [info@heuft.com](mailto:info@heuft.com)